

Self-Interaction Errors in Density-Functional Calculations of Electronic Transport

C. Toher,¹ A. Filippetti,² S. Sanvito,¹ and Kieron Burke³

¹*School of Physics, Trinity College, Dublin 2, Ireland*

²*Sardinian Lab for Computational Material Science, Physics Department, University of Cagliari, I-09042 Monserrato (Ca), Italy*

³*Department of Chemistry and Chemical Biology, Rutgers University, 610 Taylor Road, Piscataway, New Jersey 08854, USA*

(Received 9 June 2005; published 29 September 2005)

All density-functional calculations of single-molecule transport to date have used continuous exchange-correlation approximations. The lack of derivative discontinuity in such calculations leads to the erroneous prediction of metallic transport for insulating molecules. A simple and computationally undemanding atomic self-interaction correction (SIC) opens conduction gaps in I - V characteristics that otherwise are predicted metallic, as in the case of the prototype Au/dithiolated-benzene/Au junction.

DOI: 10.1103/PhysRevLett.95.146402

PACS numbers: 71.15.Mb, 72.10.Bg, 73.63.-b

Molecular devices are becoming increasingly important in a wide spectrum of applications. These range from the building blocks of revolutionary computer architectures [1], to disposable electronics, to diagnostic tools for genetically driven medicine, to multifunctional sensors [2].

Therefore, interest is growing in the development of computational tools capable of predicting the I - V characteristics of devices comprising only a handful of atoms. In general, these are based on Landauer scattering theory, typically in the nonequilibrium Green's function (NEGF) formalism [3], combined with an electronic structure method, usually density-functional theory (DFT) [4,5]. Such schemes are physically appealing and yield useful results [6], even if they are incomplete [7–9], and are computationally simpler than many-body methods [10]. The fundamental requirements for an electronic structure theory applied to the problem of transport through single molecules are: (1) to be accurate when the molecule has a fractional number of electrons, (2) to describe properly both the electron affinity (A) and ionization potential (I) of the isolated molecule, and (3) to be cast in a single particle form. The first two conditions are necessary for a correct description of the transport, while the third produces computationally efficient algorithms. Most importantly, as we show here, we need an accurate description of the HOMO state of the molecule plus the leads as a function of its occupation.

The exact Kohn-Sham (KS) potential of a N -electron system always satisfies the condition $\epsilon_{\text{HOMO}}^{\text{KS}} = -I_N$; i.e., the highest occupied KS molecular orbital energy is the negative of the N -electron ionization potential. Let $N + n$ be the number of electrons localized on a molecule weakly coupled to a reservoir, where N is an integer, but n is continuous. For $-1 < n \leq 0$, $\epsilon_{\text{HOMO}}^{\text{KS}} = -I_N$, but for $0 < n \leq 1$, $\epsilon_{\text{HOMO}}^{\text{KS}} = -I_{N+1}$. To achieve this, the KS potential jumps by a step of $I_N - I_{N+1} = I_N - A_N$, where A_N is the electron affinity. This is the infamous derivative discontinuity of DFT [11,12], which is missing in ordinary continuous functionals such as the local density (LDA) or the

generalized gradient approximation (GGA) [13]. Smooth exchange-correlation functionals continuously connect the orbital levels for different integer occupations, leading to qualitative errors such as the erroneous prediction of the dissociation of heteronuclear molecules into fractionally charged ions [14]. We now show the errors that this gives rise to in a typical transport calculation.

We model a two terminal molecular device as two featureless leads (constant density of states) kept at different chemical potentials μ_L and μ_R and coupled through a single energy level ϵ [Fig. 1(a)]. The density of states (DOS) associated with ϵ is a Lorentzian, $D(E) = \frac{1}{\pi} \times \frac{\Gamma}{(E-\epsilon)^2 + \Gamma^2}$, with broadening Γ arising from the hopping to the leads. The energy level occupation n and the steady state current I can be obtained by balancing the in-going and out-going currents to and from the energy level [3]. At steady state, n is just proportional to the Fermi distributions $f(\epsilon, T)$ of the leads: $n = \int_{-\infty}^{\infty} dE D(E) [f(E - \mu_L, T) + f(E - \mu_R, T)]$, while the current is given by

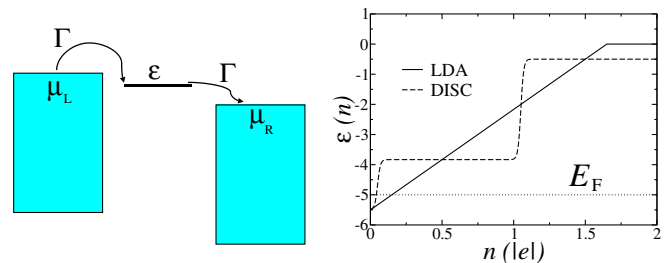


FIG. 1 (color online). (a) Schematic two terminal device. Two leads are kept at the chemical potentials μ_L and μ_R and the transport is through a single energy level ϵ . The hopping energy between the leads and the energy level is Γ . (b) Dependence of ϵ on its own occupation n . The straight line corresponds to a typical LDA dependence and the steplike line to the DISC. Notice that the LDA line becomes flat at $n \sim 1.5$ [$\epsilon(n) = 0$] since here the eigenstate is unbound. The dotted horizontal line denotes the position of the leads Fermi level E_F .

$$I = \frac{e}{\hbar} \Gamma \int_{-\infty}^{\infty} dE D(E) [f(E - \mu_L, T) - f(E - \mu_R, T)]. \quad (1)$$

The dynamics of this model are rather simple. Consider the weak coupling limit ($\Gamma \ll A_N$), where simply $D(E) \sim \delta(E - \epsilon)$. Both occupation and current are solely determined by the position of the energy level with respect to the chemical potential of the leads. If ϵ is larger than both μ_L and μ_R , then $n \approx 0$ and no current flows. In contrast, if the energy level is below the chemical potentials of both leads, then $n \approx 2$, but the current is still zero. Finally, if $\mu_R < \epsilon < \mu_L$ the occupation is $0 < n < 2$ and current flows. Considering now that the chemical potential in the leads is simply $\mu_{L/R} = E_F \pm eV/2$, where E_F is the Fermi level of both leads and V is the applied bias, this simple model predicts a conductance gap in the I - V curve for $-2|E_F - \epsilon| < eV < 2|E_F - \epsilon|$.

However, because this is an effective one-body representation of an interacting system, in general the position of the energy level depends on its own occupation, $\epsilon = \epsilon(n)$. Let us now solve this problem within KS DFT [5]. For definiteness, assume that ϵ is the LUMO ($n = 0$) of a certain molecule, which contains N electrons in the neutral state. In the exact KS theory, when this molecule is weakly coupled to a reservoir, ϵ will be a discontinuous function of n [14]. We parametrized this dependence with the steplike curve of Fig. 1(b), and we call it DISC (discontinuous occupation). For $0 < n \leq 1$, $\epsilon(n) = -A_N$, where A_N is the electron affinity of the isolated molecule, while $\epsilon(n)$ jumps rapidly to its next plateau ($-A_{N+1}$) just above 1. In contrast, the LDA energy level position ϵ varies approximately linearly with n ($\epsilon = Un$), reflecting the fact that the LDA total energy varies approximately quadratically around the neutral configuration [15].

The different I - V characteristics that one obtains by using either the LDA or DISC parametrizations are presented in Fig. 2 along with the level occupation and its position as a function of bias. These have been obtained by iterating self-consistently $n(\epsilon)$ with $\epsilon(n)$, where we assume $\epsilon(0)$ just below E_F ($|\epsilon(0) - E_F| = 0.5$ eV). Consider first the weak coupling limit. In both LDA and DISC, the energy level pins E_F at zero bias. As the bias is further increased, more charge fills the energy level, which keeps rising up. Figure 2(c)1 shows that this rise is found both in LDA and DISC and is approximately linear with the bias. Importantly, as soon as ϵ shifts above the chemical potential of the right-hand side contact, then $f(\epsilon - \mu_R) \approx 0$, and the current will be simply proportional to the level occupation ($I \approx \Gamma f(\epsilon - \mu_L)$).

Clearly LDA and DISC behave in a qualitatively different way. In fact, a LDA-type potential leads to a linear dependence of the occupation on bias [see Fig. 2(b)1], and consequently to a metallic conductance. In contrast, in DISC, the energy level shifts upwards without substantial charging. The result is that the occupation jumps almost discontinuously from $n = 0$ to $n = 1$ when the bias is

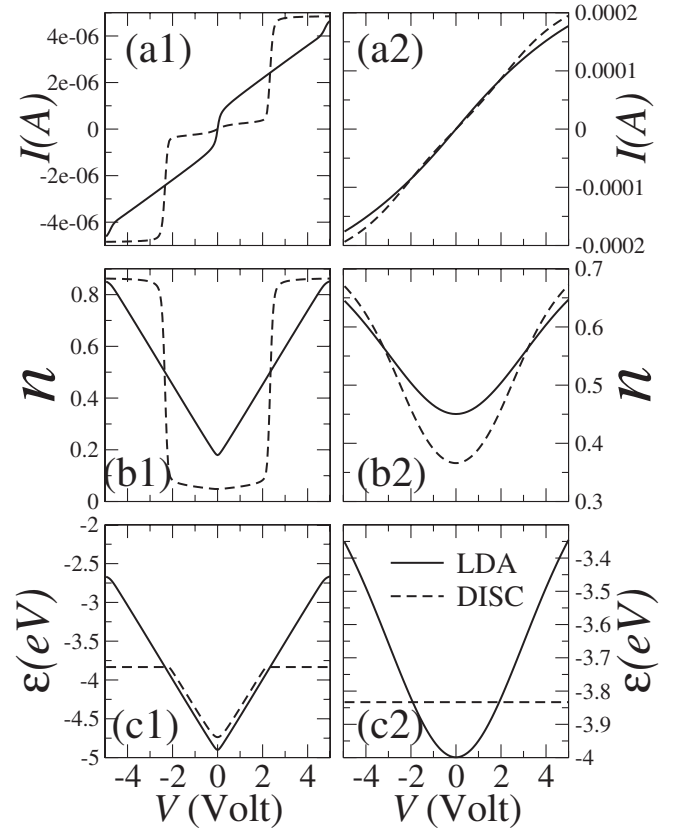


FIG. 2. (a) Current I , (b) occupation n , and (c) position of the energy level ϵ as a function of bias V . The parameters used here are $\epsilon(0) = -5.5$ eV, $U = 5$ eV, $E_F = -5.0$ eV, and $T = 300^\circ$ K. The curves on the left-hand side are obtained in the weak coupling limit ($\Gamma = 0.02$ eV) and those on the right-hand side in the strong coupling limit ($\Gamma = 1.2$ eV).

increased, and consequently a gap in the I - V curve opens. Such a gap is as large as the one in the occupation, which is roughly A_N .

We emphasize that, despite the simplicity of the function used to mimic the discontinuity, our model restores the correct I - V behavior with the expected conductance gap, roughly equal to the A_N , thus repairing the faulty LDA description. The lack of eigenvalue discontinuity causes a dramatic overestimation of the metallicity for a molecular junction obtained within LDA. This result generalizes arguments previously given using simple unrestricted models [16], many-body theory [7], or, within DFT, only for weak bias [8].

In contrast, the curves obtained for LDA and DISC in the strong coupling limit [Figs. 2(a)2–2(c)2] look rather similar. This is because a considerable fraction of the level occupation and the current comes from the tail of the energy level DOS. In the large coupling limit, $\Gamma \sim A_N$, both n and the current I are rather insensitive to $\epsilon(n)$, and we find that standard continuous functionals give rather accurate I - V characteristics.

Having identified the lack of the derivative discontinuity in LDA as a major source of error in DFT-based transport

calculations, we propose a corrective scheme for the NEGF method. The key consideration is that in LDA (or GGA), the linear behavior of the KS eigenvalues and the absence of derivative discontinuity in the total energy functional is mainly due to the presence of self-interaction error (SIE), that is, the interaction of an electron with the exchange and correlation potential generated by its own charge [17]. This spurious interaction is responsible for a series of failures of DFT. Most notably, negatively charged ions are unstable and in general $-\epsilon_{\text{HOMO}}^{\text{KS}}$ is not even close to the ionization potential. The elimination of the SIE improves considerably the agreement with experiments with respect to LDA and, more importantly in this context, makes the KS eigenvalues resemble more closely the true removal energies [17].

Direct subtraction of SI in atoms is conceptually and practically simple [17]. However, the application of the method to extended systems is both cumbersome and computationally demanding [18]. A useful alternative is that first proposed by Vogel and then extended by Filippetti in which the SI is parametrized in terms of its atomic counterparts and subtracted out (pseudo-SIC, PSIC) [19]. In the spirit of this method we have constructed an effective tight-binding model, and investigated the transport of a benzene-(1,4)-dithiolate (BDT) molecule sandwiched between two (001) oriented gold current/voltage probes (Fig. 3). This prototypical case has been much studied, since typical LDA-DFT calculations [20] are qualitatively correct, but overestimate the conductance [21] by one or 2 orders of magnitude. Moreover, when the atomic details of the anchoring structures are considered, most of the calculations fail to predict a conductance gap at zero bias.

Here we adopt a minimal π model where we consider only p_z orbitals (orthogonal to the BDT plane) for both C and S atoms and s orbitals for Au. H atoms are simply used for passivation and are not considered explicitly. The on-site energy of such p_z orbitals is parametrized from their atomic counterparts and coincides with the HOMO state of the free atom. This is computed for different occupations

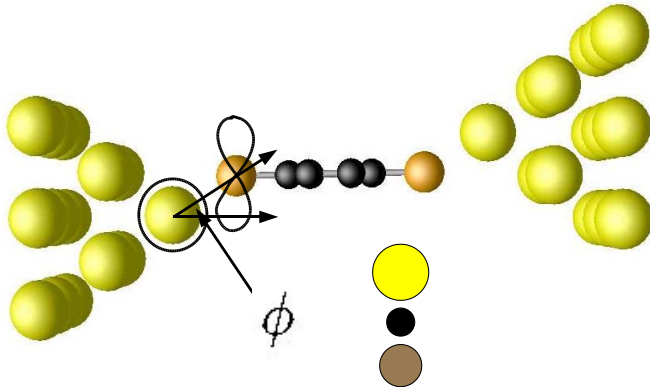


FIG. 3 (color online). BDT molecule attached to (001) oriented Au surfaces. The angle ϕ between the BDT plane and the gold modulates the strength of the molecule/lead coupling.

with a standard self-consistent calculation using either LDA and SIC [17]. The resulting $\epsilon(n)$ curves (not reported here) are similar to that of Fig. 1(b). Our procedure neglects the crystal field, and assumes that the electron screening is weak. Although for a fully quantitative analysis such aspects must be considered, we do not expect that these details will change the main features of our model. Finally, the hopping integrals are taken from the literature [22].

The I - V characteristics are then calculated using standard NEGF methodology with a tight-binding version of our code SMEAGOL [6,23]. In the simulation, we alter the strength of the coupling to the leads by varying the angle ϕ between the BDT plane and the apex of the Au pyramid (see Fig. 3). The coupling is then $\gamma \sin \phi$ with γ the Au-S $sp\sigma$ hopping integral. The alignment of E_F of the leads with ϵ_{HOMO} of the isolated molecule has been chosen in order to reproduce that calculated by DFT-LDA, although variations of ± 1 eV around this value do not cause any significant change in our results.

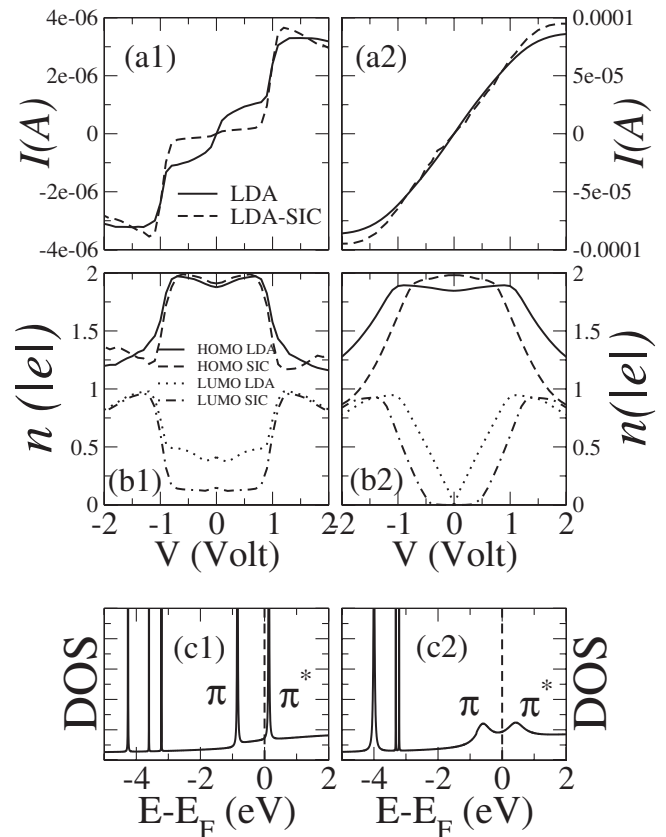


FIG. 4. (a) I - V characteristic, (b) occupation as a function of energy, and (c) DOS for the system BDT + Au leads. The cases of strong ($\phi = 30^\circ$) and weak coupling ($\phi = 5^\circ$) are presented, respectively, in the right- and left-hand side panels. We present only LDA DOS, since PSIC gives almost identical results in the energy window shown here. In panels (c) the vertical lines denote the position of E_F .

In Fig. 4, we present our calculated I - V curves, the occupation of the HOMO and LUMO state as a function of bias V , and the DOS for both the weak ($\phi = 5^\circ$) and strong ($\phi = 30^\circ$) coupling regime. For weak coupling, LDA and PSIC give dramatically different I - V characteristics. In particular, PSIC opens a conductance gap in the I - V around zero bias. This is despite that fact that the LDA and PSIC DOS look almost identical. In both cases E_F pins the bottom of the S-derived empty π^* orbital, which is the first state to get involved in the transport process. Once bias is applied, such a LUMO state gets progressively more populated and follows the lead kept at positive bias. The current is then roughly proportional to the state occupation, as seen previously in the case of the simple model. The key point here is that, while in LDA the state charges linearly with bias, in PSIC it can follow the upper bias without charging significantly. Again the onset of charging will become important only when the state has moved upwards in energy enough to match the derivative discontinuity. At this point the LUMO π^* state starts to conduct (around $V = 1$ Volt). In addition, for such biases, also the HOMO π state appears in the bias window and contributes to the current.

In the strong coupling limit, the differences between LDA and PSIC are much less evident. In this case, both the π and π^* states are very broad [see Fig. 4(b)2] providing contributions to the current, even at low bias.

We emphasize here that a more rigorous approach would be to do, for example, an exact exchange calculation [24] within NEGF. This is within present computational capability, but would be costly. Our results demonstrate that such a calculation would yield very different results from LDA or GGA calculations in the weak coupling limit.

In conclusion, we have discussed the main characteristics of DFT-based NEGF methods. We have identified the lack of derivative discontinuity in continuous density-functional approximations as a major source of error in calculating the I - V characteristic of a molecular junction. Our results demonstrate that *LDA and GGA are not suitable for transport calculations*, at least when the coupling is weak. We have further proposed a simple corrective scheme based on the removal of the atomic self-interaction. This has the remarkable property of reintroducing, albeit in an approximate way, the derivative discontinuity of the potential, while adding moderate additional computational costs. These KS eigenvalues are more closely related to the true removal energies, and therefore can be employed in a NEGF transport calculation. We have implemented such a method in a simplified tight-bonding scheme and demonstrated that conductance gaps at low bias can open for molecular junctions predicted metallic by LDA.

We thank T. Todorov and F. Evers for useful discussions. This work is funded by the Science Foundation of Ireland (SFI02/IN1/I175). K.B. was also supported by the US

Department of Energy (DE-FG02-01ER45928).

-
- [1] C.P. Collier *et al.*, Science **285**, 391 (1999); Y. Huang *et al.*, Science **294**, 1313 (2001).
 - [2] Y. Cui, W. Qinqiao, P. Hongkun, and C.M. Lieber, Science **293**, 1289 (2001); F. Patolsky *et al.*, Proc. Natl. Acad. Sci. U.S.A. **101**, 14017 (2004).
 - [3] S. Datta, *Electronic Transport in Mesoscopic Systems* (Cambridge University Press, Cambridge, England, 1995).
 - [4] P. Hohenberg and W. Kohn, Phys. Rev. **136**, B864 (1964).
 - [5] W. Kohn and L.J. Sham, Phys. Rev. **140**, A1133 (1965).
 - [6] A.R. Rocha, V.M. Garcia Suárez, S.W. Bailey, C.J. Lambert, J. Ferrer, and S. Sanvito, Nat. Mater. **4**, 335 (2005); M. Brandbyge *et al.*, Phys. Rev. B **65**, 165401 (2002); J. Taylor, H. Guo, and J. Wang, Phys. Rev. B **63**, 245407 (2001).
 - [7] F. Evers, F. Weigend, and M. Koentopp, Phys. Rev. B **69**, 235411 (2004).
 - [8] K. Burke, M. Koentopp, and F. Evers, cond-mat/0502385.
 - [9] N. Sai, M. Zwolak, G. Vignale, and M. Di Ventra, Phys. Rev. Lett. **94**, 186810 (2005).
 - [10] M.H. Hettler, W. Wenzel, M.R. Wegewijs, and H. Schoeller, Phys. Rev. Lett. **90**, 076805 (2003); P. Delaney and J.C. Greer, Phys. Rev. Lett. **93**, 036805 (2004); B. Muralidharan, A.W. Ghosh, S.K. Pati, and S. Datta, cond-mat/0505375.
 - [11] J.P. Perdew, R.G. Parr, M. Levy, and J.L. Balduz, Jr., Phys. Rev. Lett. **49**, 1691 (1982); J.P. Perdew and M. Levy, Phys. Rev. Lett. **51**, 1884 (1983).
 - [12] J.F. Janak, Phys. Rev. B **18**, 7165 (1978).
 - [13] J.P. Perdew and M. Levy, Phys. Rev. B **56**, 16021 (1997).
 - [14] J.P. Perdew, in *Density Functional Methods in Physics*, edited by R.M. Dreizler and J. da Providencia (Plenum, New York, 1985), p. 265.
 - [15] A. Filippetti, Phys. Rev. A **57**, 914 (1998).
 - [16] F. Zahid, M. Paulsson, and S. Datta, in *Advanced Semiconductors and Organic Nano-Techniques*, edited by H. Morkoc (Academic, New York, 2003).
 - [17] J.P. Perdew and A. Zunger, Phys. Rev. B **23**, 5048 (1981).
 - [18] A. Svane and O. Gunnarsson, Phys. Rev. Lett. **65**, 1148 (1990); Z. Szotek, W.M. Temmerman, and H. Winter, Phys. Rev. B **47**, R4029 (1993).
 - [19] D. Vogel, P. Krüger, and J. Pollmann, Phys. Rev. B **54**, 5495 (1996); A. Filippetti and N.A. Spaldin, Phys. Rev. B **67**, 125109 (2003).
 - [20] M. Di Ventra, S.T. Pantelides, and N.D. Lang, Phys. Rev. Lett. **84**, 979 (2000); Y. Xue and M.A. Ratner, Phys. Rev. B **68**, 115406 (2003); **68**, 115407 (2003); K. Stokbro *et al.*, Comput. Mater. Sci. **27**, 151 (2003).
 - [21] M.A. Reed, C. Zhou, C.J. Muller, T.P. Burgin, and J.M. Tour, Science **278**, 252 (1997).
 - [22] W.A. Harrison, *Electronic Structure and Properties of Solids* (W.H. Freeman and Co., San Francisco, 1980).
 - [23] A.R. Rocha and S. Sanvito, Phys. Rev. B **70**, 094406 (2004).
 - [24] S. Kümmel, L. Kronik, and J.P. Perdew, Phys. Rev. Lett. **93**, 213002 (2004).